




DESCRIPTION **2025 / 9040G ES 300h**
 COLOR NIGHTFALL MICA
 VIN 58ADA1C10SU076083
 FINAL ASSEMBLY POINT GEORGETOWN, KENTUCKY, U.S.A.

Delivered by Truck to:
 FIELDS LEXUS GLENVIEW
 2000 N WAUKEGAN RD
 GLENVIEW IL60025



STANDARD EQUIPMENT UNLESS REPLACED BY INSTALLED OPTIONS

ES 300h

Mechanical & Performance

- * 2.5L In-Line 4-Cyl Hybrid Engine with 215 Total System HP
- * Continuously Variable Transmission
- * Front-Wheel Drive

Exterior & Interior

- * 17-in Alloy Wheels
- * Bi-LED Headlamps & LED Taillamps
- * Power Moonroof
- * NuLuxe(TM)-Trimmed Power Front Seats
- * Dual-Zone Climate Control

Safety / Advanced Technologies

- * Lexus Safety System+ 2.5

Connected Technologies

- * Lexus Interface with 8-in Touchscreen Display
- * Connected Services Capable. 4G Network Dependent. See Lexus.com for Details.
- * SiriusXM(R) 3-Month Trial Subscription
- * Wireless Apple CarPlay(R) Integration
- * Wireless Android Auto(TM) Capability

See Lexus.com/ES for more details.

INSTALLED OPTIONS

BASE MANUFACTURER'S SUGGESTED RETAIL PRICE

\$43,540.00

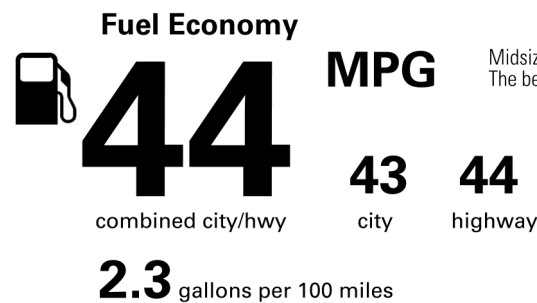
- ** 18-in Alloy Wheel 660.00
- ** Lexus Interface with 12.3-in Touchscreen Display. Drive Connect with Cloud Navigation, Intelligent Assistant, and Destination Assist - 3-Year Trial. 4G Network Dependent. 1,030.00
- ** Power Trunk with Kick Sensor 550.00
- ** Premium Package: Power-Folding Outer Mirrors with Memory, Heated and Ventilated Front Seats with Driver's Seat Memory, Leather Heated Steering Wheel with Memory, Wireless Phone Charger, Intuitive Parking Assist 2,430.00
- ** Wood Trim with Ambient Lighting 490.00
- ** All Weather Floor Liners with Trunk Tray 330.00

Not Original - Copy

Created on 2025-09-06 16:22:37 (UTC)

EPA DOT Fuel Economy and Environment

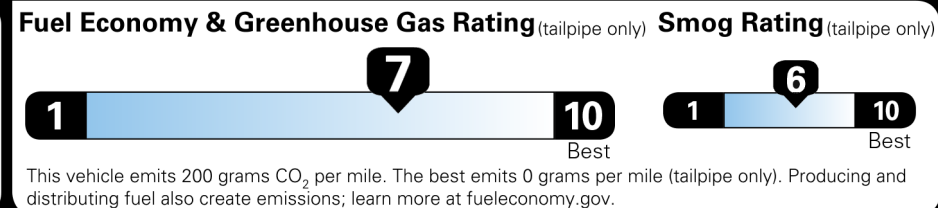
Gasoline Vehicle



Midsized Cars range from 15 to 140 MPG. The best vehicle rates 140 MPGe.

You save \$3,500
 in fuel costs over 5 years compared to the average new vehicle.

Annual fuel cost \$1,200



Actual results will vary for many reasons, including driving conditions and how you drive and maintain your vehicle. The average new vehicle gets 28 MPG and costs \$9,500 to fuel over 5 years. Cost estimates are based on 15,000 miles per year at \$3.50 per gallon. MPGe is miles per gasoline gallon equivalent. Vehicle emissions are a significant cause of climate change and smog.

fueleconomy.gov
 Calculate personalized estimates and compare vehicles



MANUFACTURER'S SUGGESTED RETAIL PRICE[†] \$49,030.00
DELIVERY, PROCESSING AND HANDLING FEE 1,295.00
TOTAL \$50,325.00

GOVERNMENT 5-STAR SAFETY RATINGS

Overall Vehicle Score ★★★★★

Based on the combined ratings of frontal, side and rollover. Should ONLY be compared to other vehicles of similar size and weight.

Frontal Crash ★★★★★
Driver Passenger ★★★★★

Based on the risk of injury in a frontal impact. Should ONLY be compared to other vehicles of similar size and weight.

Side Crash ★★★★★
Front seat ★★★★★
Rear seat ★★★★★

Based on the risk of injury in a side impact.

Rollover ★★★★★

Based on the risk of rollover in a single-vehicle crash.

Star ratings range from 1 to 5 stars (★★★★★) with 5 being the highest.

Source: National Highway Traffic Safety Administration (NHTSA)

www.safercar.gov or 1-888-327-4236

[†]Manufacturer's suggested retail price excludes delivery processing and handling fees, license and title fees, applicable federal, state and local taxes, and dealer and distributor options and accessories.

LEXUS IS PLEASED TO OFFER THE FOLLOWING OWNER SUPPORT PACKAGE WITH EACH NEW LEXUS

- * 24-hour, 365-days/yr., roadside assistance plan
- * 1st and 2nd scheduled maintenance services
- * Limited reimbursement for certain emergency breakdowns

An extended service contract may be available for this vehicle. Ask dealer for details.

LML1E1N2S0F0W1

737 L060

